

# Wakari School






## Snow and Ice day reminder

Reminder for days where the weather conditions are marginal:

Along with winter comes those days when we have to make decisions about the school opening time because of snow and/or ice conditions. We have to consider not only conditions in the immediate community, but also those throughout the city. It may be suitable for children to walk to school, but impossible for staff from other suburbs to arrive as usual.

We also need to consider the safety of children when black ice is prominent around the hill suburbs. Hence the need to delay the start of school.

When there are **marginal weather conditions**, there are several options:

	<p>1. Listen to the radio on one of the following stations:</p> <ul style="list-style-type: none"> <li>• MORE FM (97.4FM)</li> <li>• Classic Hits (89.4FM and 1125AM), or</li> <li>• Radio Dunedin (1305 AM or 99.8FM).</li> </ul>
	<p>2. Phone Wakari School on 476 3140 or phone the Cancellation Line Service on 474 8426.</p>
	<p>3. Call another parent whom you know – they might have heard! Even create your own snow tree - Get one parent to phone the school, and then pass on the information to the next parent, and so on.</p>
	<p>4. Follow Wakari School on Facebook. We will update you regularly. To follow click  Like</p>

### When there is heavy snow:



By default we apply a 10am start, but as daylight comes, we have a better idea of conditions and it may be that school will be closed for the day.

If school has opened at 10am and you are not able to get to school, please leave a message on the school absence line (476 3140, then press "1").

**If in doubt – stay home! Find out the situation before leaving home.**

Please keep this reminder for future reference